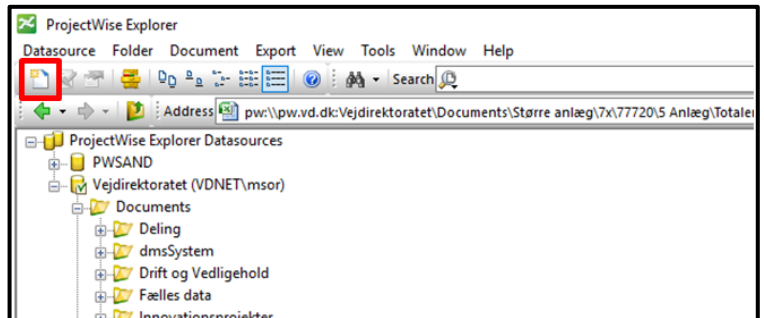


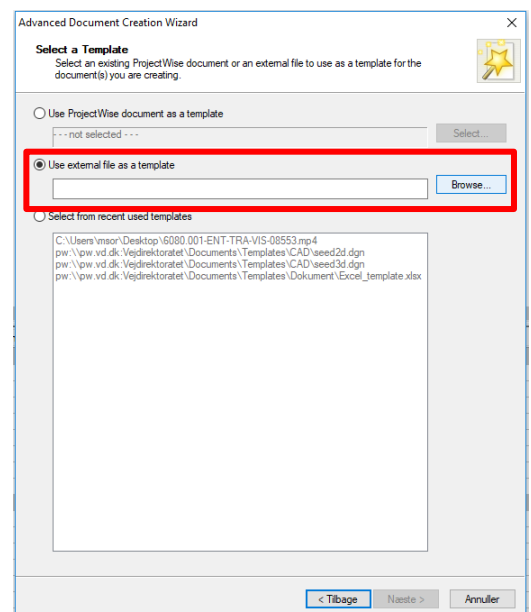
## Uploading huge files

If you are experiencing issues when uploading huge files (about 1GB or more), like visualisation- or video files, the following guide should ensure that the files are uploaded correctly.

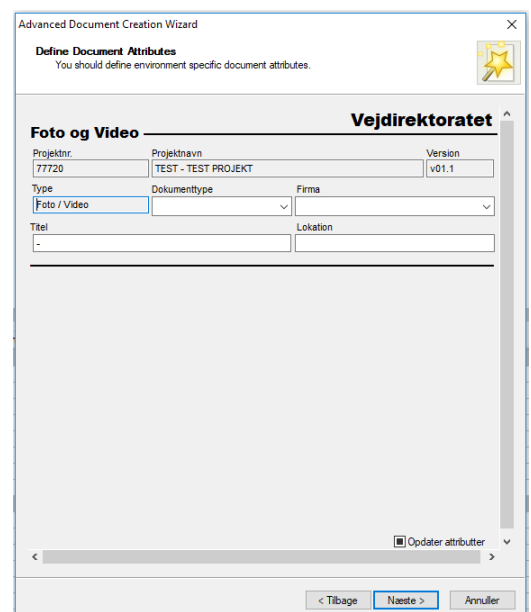
1. Click on 'New Document' in ProjectWise
2. In the window that opens choose 'Advanced Wizard'



3. When you reach the following window select 'Use external file as template' and click 'Browse'
4. Now find the file that needs to be uploaded to ProjectWise and click 'Open'



5. Click 'Next' and fill in all relevant attributes
6. Click 'Next' and finish the file creation



### DISCLAIMER

The translation into English of Quality Management Systems is to be regarded entirely as a service. In the event of any discrepancy or shortcomings in the translation, the Danish version will prevail. At any time the Danish versions of Quality Management Systems are those in force.